

9350M AUTOMATIC TUNING WHIP ANTENNA

FEATURES AT A GLANCE

- Rugged, best-in-class mobile antenna
- Fast, optimum tuning
- High radiation efficiency
- Continuous tuning
- Two whips supplied
- Sensitive to weak signals



9350M Antenna parts (main assembly, fiberglass whip, stainless steel whip and spring)



9350M Antenna mounted on a military vehicle

The 9350M Automatic Tuning Whip Antenna is designed for maximum durability and reliability in demanding mobile military operations. It is used with transceivers that have a large channel capacity.

RUGGED DESIGN

The 9350M Antenna is constructed to withstand the harsh field and environmental conditions common in military operations. It meets or exceeds the shock and vibrations requirement for MIL-STD-810.

The main antenna section is constructed of fiberglass reinforced nylon. This provides a weatherproof housing for the control and tuning devices, which are fitted inside. It is mounted on an anti-vibration base that incorporates rubber mounts.

The 9350M Antenna will operate in a broad range of temperatures.

FAST, OPTIMUM TUNING

Typically, the 9350M takes only a few seconds to tune to any frequency. It will seek the optimum tuning point for all operating conditions — this ensures the best communications possible.

HIGH RADIATION EFFICIENCY

The 9350M Antenna has a comparably high rate of radiation efficiency. It is rated for maximum voice power of 125 watts PEP.

CONTINUOUS TUNING

The whip antenna uses a microprocessor controlled stepper motor to provide continuous tuning to any required frequency over the transmit / receive operating range of 2 to 30 MHz.

TWO WHIPS SUPPLIED

Two whip top sections are provided with the 9350M Antenna. The standard or primary whip is a wire that is encased in a polyurethane covered fiberglass rod. It is designed to withstand substantial flexing and hard knocks and operates over the full frequency range of this antenna.

The shorter, secondary whip is manufactured from stainless steel. It is designed for use as a backup in emergency situations when the standard whip has been damaged. This whip is only suitable for operation over a transmit frequency range of 2.5 to 30 MHz and is less efficient than the primary whip.

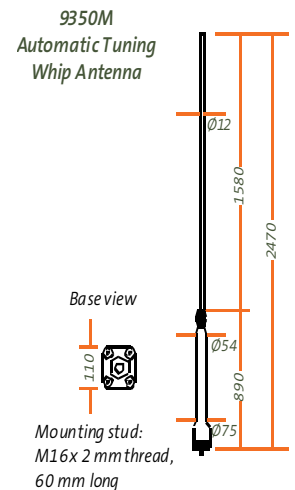
SENSITIVE TO WEAK SIGNALS

When in Scan or Free Tune Receiver mode, a broadband amplifier is activated. This makes the antenna sensitive to even the weakest signals over the entire frequency range.

9350M AUTOMATIC TUNING WHIP ANTENNA

SPECIFICATIONS

| | |
|--------------------------|--|
| Frequency range | Primary whip top Transmit operation: 2 to 30 MHz Secondary whip top Transmit operation: 2.5 to 30 MHz Receive-only (Scan mode/Free Tune Receiver mode): 250 kHz to 30 MHz |
| Power rating | 125 watts PEP (voice) |
| Power consumption | Static: 150 mA Tuning: 1 A (12 V DC nominal — supplied from the transceiver) |
| Input impedance | 50 ohms: VSWR typically 1.5:1 |
| Temperature | -40 to +60°C |
| Tuning speed | Typically 2 seconds |
| Size and weight | Primary whip: 2.47 m; 5.8 kg |



NEAR VERTICAL INCIDENCE SKYWAVE (NVIS) KIT

The NVIS kit is an add-on accessory for the CODAN™ 9350M Antenna.

Short vertical whip antennas are poor radiators at high take-off angles. This makes short distance communications difficult, especially so in hilly terrain. Making the whip longer and more horizontal improves the high take-off angle radiation efficiency.

Improves short-range communications

Transmit and receive paths over the range of 0 to 500 kms will be greatly improved with the addition of the NVIS kit.

Easily attached to a variety of vehicles

The NVIS kit can be quickly and easily attached to a wide variety of vehicles. All fitting instructions are provided — no special tools are required.

Rugged design

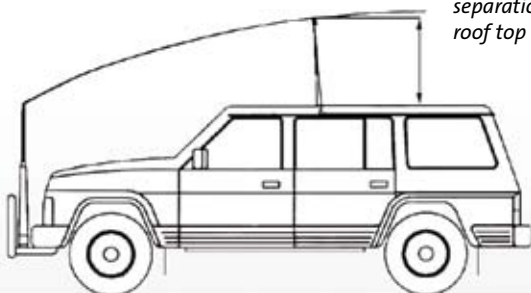
The tough design of the NVIS has been proven through extensive field testing.

Easy to transport

The NVIS kit is supplied in a canvas bag for ease of transportation.

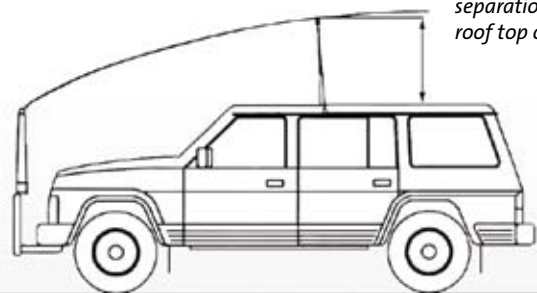
Note: The frequency range of the NVIS kit is 1.6 to 12 MHz.

One metre minimum separation between roof top or rack



Antenna mounted at bumper bar height

One metre minimum separation between roof top or rack



Antenna mounted on bull bar

CODAN™ is a trademark of Codan Limited. Other brand, product and company names mentioned in this document are trademarks or registered trademarks of their respective holders.

Values noted are typical. Equipment descriptions and specifications subject to change without notice or obligation.



www.codanradio.com

RADIO COMMUNICATIONS

12-20191-EN Issue 3 6/2012

T: +61 8 8305 0311 ■ F: +61 8 8305 0411 ■ E: sales@codanradio.com
Codan Limited ■ 81 Graves Street ■ Newton South Australia 5074 ■ Australia